

LCCC FACTS & FIGURES



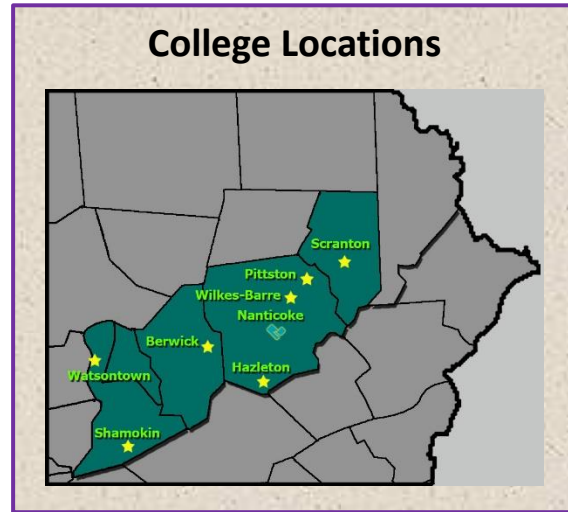
FALL 2022
ENROLLMENT

4,220

FULL-TIME
STUDENTS
32%



PART-TIME
STUDENTS
68%



Student Race/Ethnicity

Asian/Pacific Islander.....	2%
Black.....	7%
Hispanic.....	22%
White.....	68%
Two or more races.....	1%

Student Age

68%

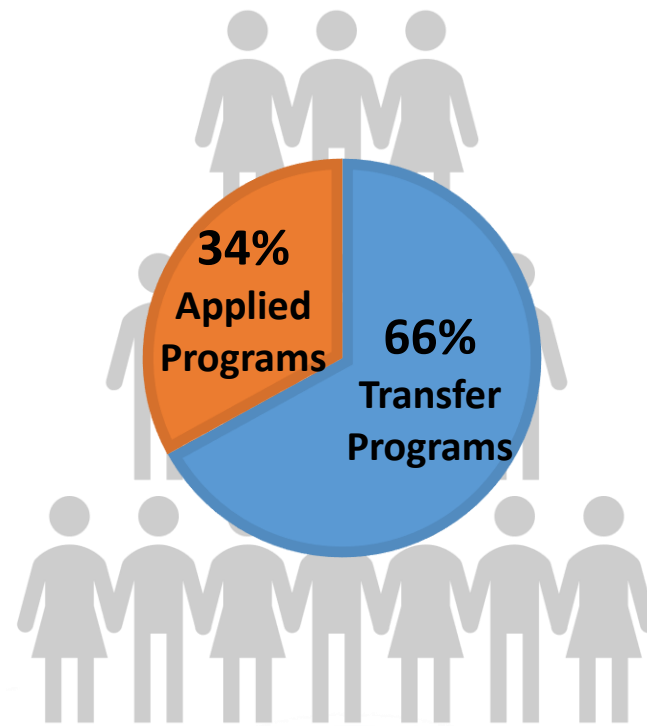
<24

28%

25-44

4%

45+



Highest Enrolled Programs

- Nursing
- Business Administration
- Psychology
- Business Management
- General Studies
- Early College

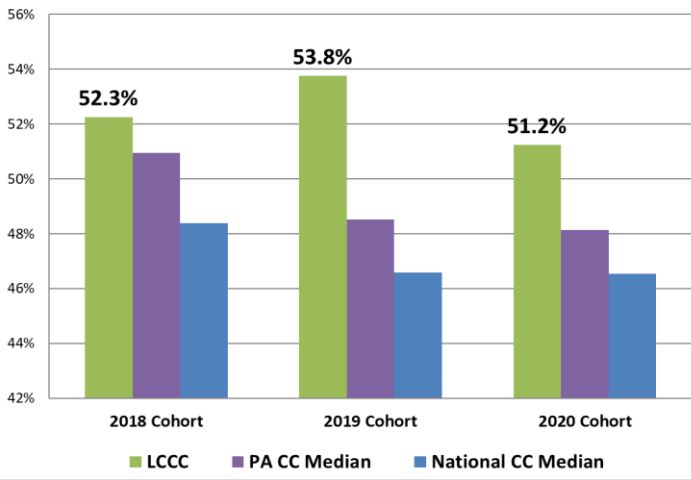
STUDENT FACTS

First generation to attend college	50%
Live in Luzerne County.....	70%
Students with accommodations....	3.7%
# of Veterans	90

Student Life

- 30+ student clubs and organizations
- Student Government Association and student leadership opportunities
- Radio station and TV station
- 6 intercollegiate athletics teams
- Opportunities for intramurals

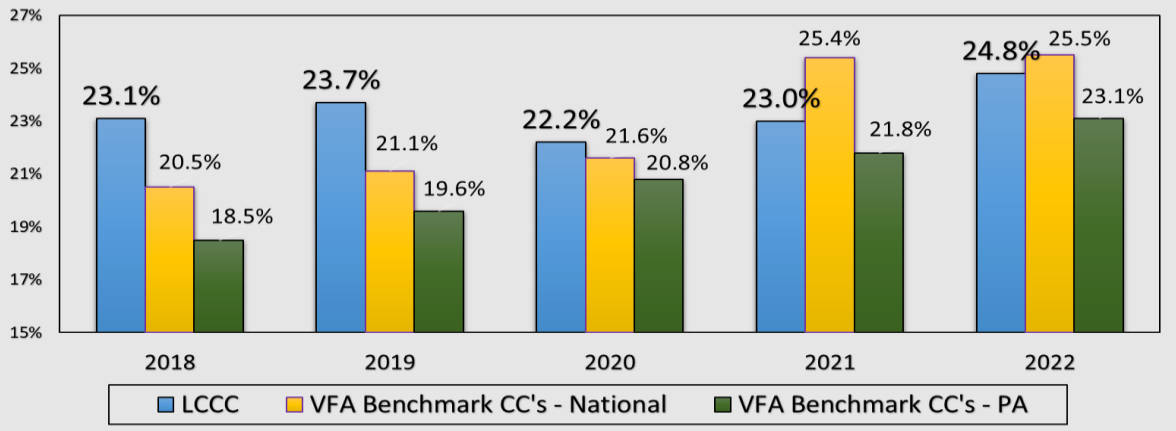
Retention Rate (Fall to Fall)



EMPLOYMENT STATUS (MAY 2021 GRADUATES)

- 91%** of graduates were employed within six months following graduation
- 88%** of graduates are employed in the Northeast PA region
- 55%** of graduates report earning more than \$50,000 annually

Six-Year Completion Rate of First Time Students (FT & PT)



DEGREES & CERTIFICATES AWARDED

August 2021 - May 2022.....532
 Since LCCC Opened.....39,655

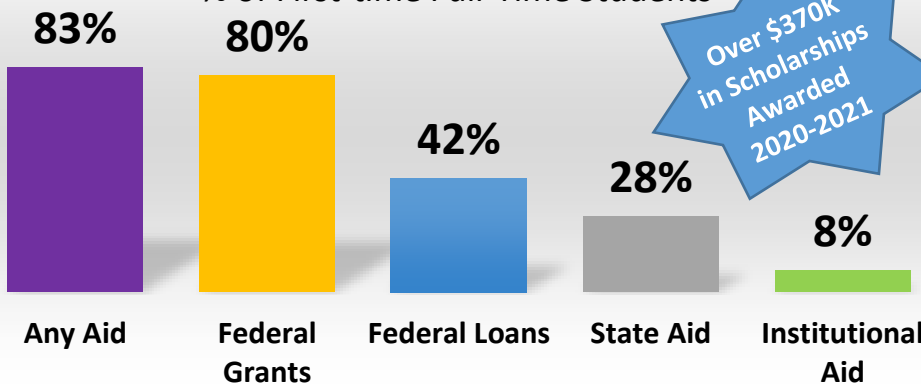
TUITION (2022-2023)



\$140 Student tuition per semester hour
\$2,100 Full-time tuition flat rate per semester

STUDENTS RECEIVING FINANCIAL AID (2020-2021)

% of First-time Full-Time Students



Over \$370K in Scholarships Awarded 2020-2021

LCCC Revenues by Source 2020-2021

