

LCCC FACTS & FIGURES



FALL 2021
ENROLLMENT

4,187

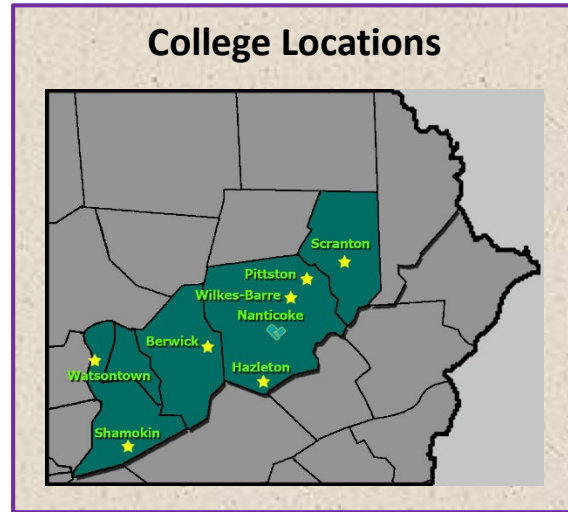
FULL-TIME
STUDENTS

34%



PART-TIME
STUDENTS

66%



Student Race/Ethnicity

Asian/Pacific Islander.....	2%
Black.....	8%
Hispanic.....	18%
White.....	71%
Two or more races.....	1%

Student Age

65%

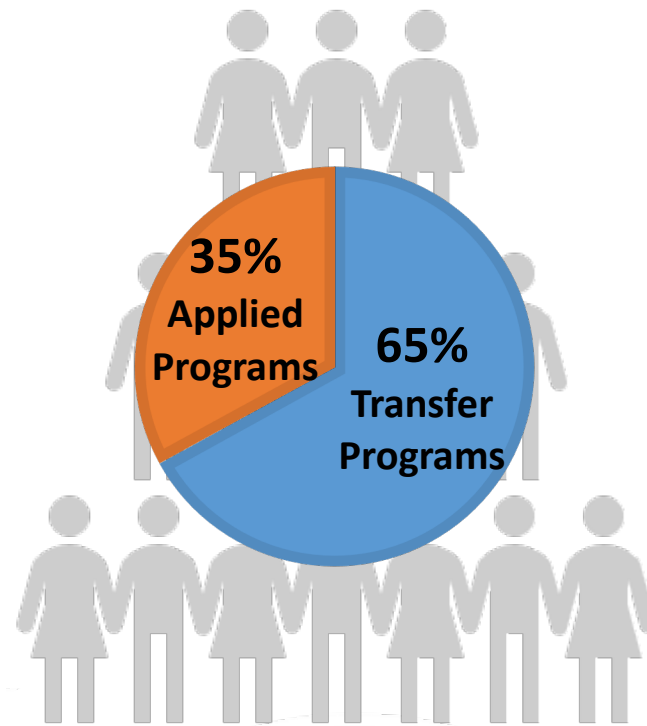
<24

30%

25-44

5%

45+



Student Life

- 30+ student clubs and organizations
- Student Government Association and student leadership opportunities
- Radio station and TV station
- 6 intercollegiate athletics teams
- Opportunities for intramurals

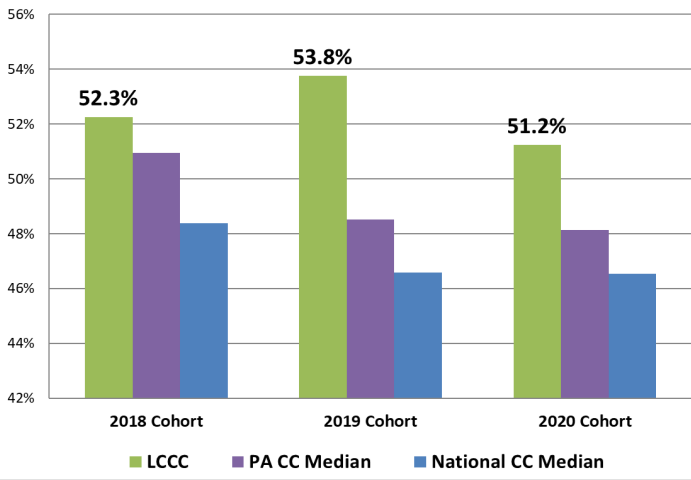
Highest Enrolled Programs

- Nursing
- Business Administration
- Psychology
- Criminal Justice
- General Studies

STUDENT FACTS

First generation to attend college	50%
Live in Luzerne County.....	68%
Students with accommodations....	3.7%
# of Veterans	96

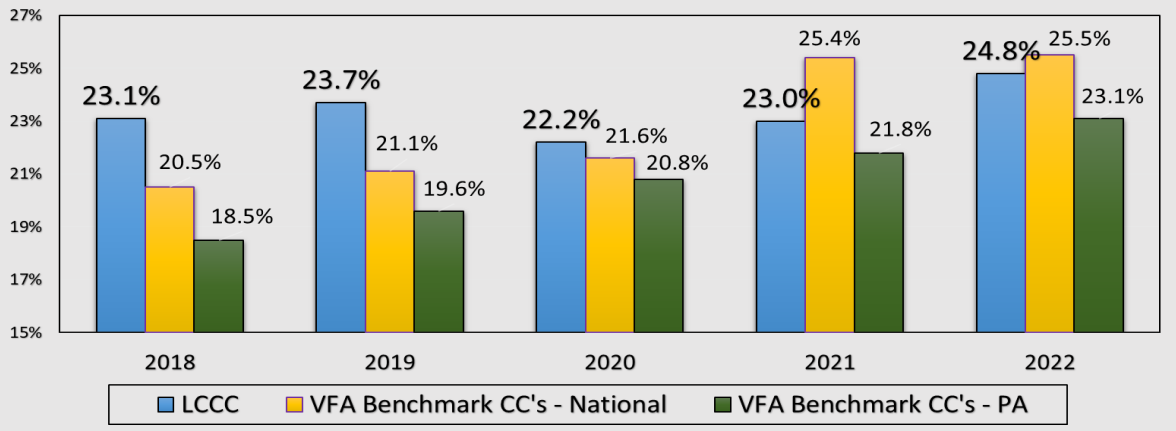
Retention Rate (Fall to Fall)



EMPLOYMENT STATUS (MAY 2021 GRADUATES)

- 91%** of graduates were employed within six months following graduation
- 88%** of graduates are employed in the Northeast PA region
- 55%** of graduates report earning more than \$50,000 annually

Six-Year Completion Rate of First Time Students (FT & PT)



DEGREES & CERTIFICATES AWARDED

August 2020 - May 2021.....603
 Since LCCC Opened.....36,467

TUITION (2022-2023)

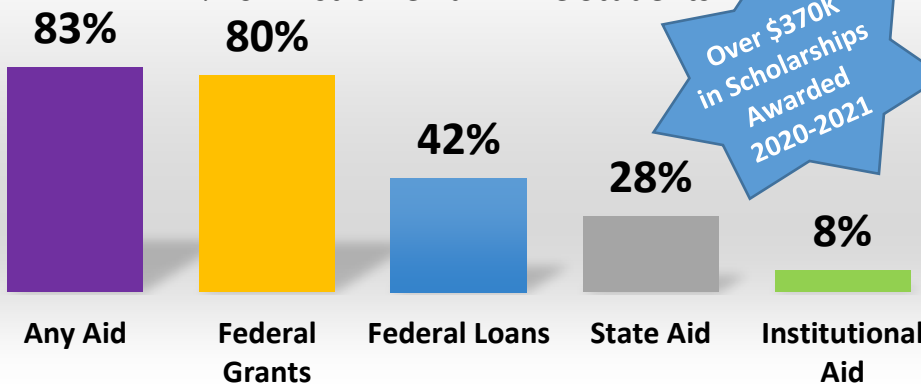


\$140 Student tuition per semester hour
\$2,100 Full-time tuition flat rate per semester

STUDENTS RECEIVING FINANCIAL AID

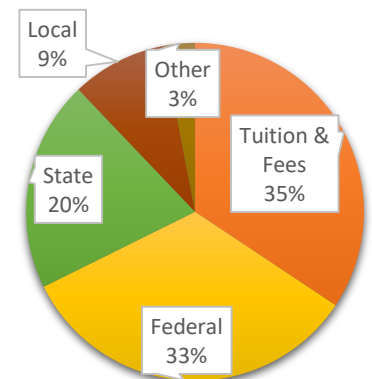
(2020-2021)

% of First-time Full-Time Students



Over \$370K in Scholarships Awarded 2020-2021

LCCC Revenues by Source 2020-2021



LCCC began operations in 1967 under the sponsorship of the Luzerne County Board of Commissioners, guided by a fifteen member Board of Trustees. Accredited by the Middle States Commission on Higher Education. All data as of Fall 2021 unless otherwise noted.